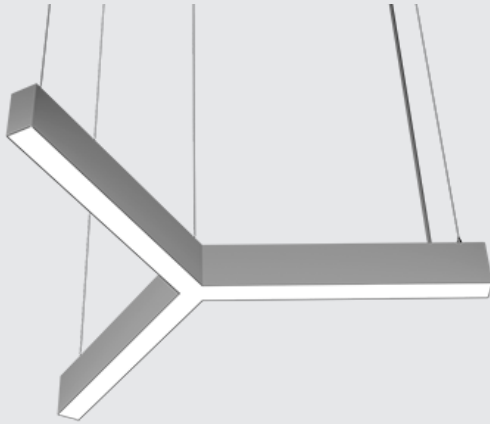




Date: _____ Fixture: _____

QTY: _____ Project: _____



Thinline Y 120

Suspended Direct-Indirect

Architectural luminaire. 120° Y Shaped fixture. Pendant mounting. Direct-Indirect distribution. Available in 3 sizes. 2.25" wide. Multiple finishes available. cULus Listed.

Designed and manufactured in North America. 5 Year Warranty.

Ordering Options

Model	Size	Direct Lm/ft	Indirect Lm/ft	CRI	Color Temp	Voltage	Direct Lens
DTL Y 120	3 x 2FT	D 250	I 250	80	27K 2700K	U 120/277V	FR Frosted
	3 x 3FT	D 500	I 500	90	3K 3000K	H 347V	FRREG Frosted Regressed
	3 x 4FT	D 750	I 750		35K 3500K		
		D 1000	I 1000		4K 4000K		
	Custom Sizes Available - Please Consult Factory	D _____ (custom up to 1200)	I _____ (custom up to 1200)		5K 5000K		

DTL Y 120

Indirect Lens	Finish	Mounting	Driver	Controls	Circuits
FR Frosted	GRY Grey	AC Aircraft Cable	DIMOFF 0-10 1% DIMOFF	N None	1 1 Circuit
BATWING Batwing	WH White	10' Std	LUTRON SR Lutron Ecosystem	DMX Philips SNS 300 w/BLD & Daylight	2 2 Circuits
	BLK Black		DALI Philips SR	SNS Philips SNS 300 w/BLD & Daylight	
<i>Indirect Lens: Minimum size 3FT x 2FT</i>	CU Custom		ELDO .1% ELDO (347 only 1-10 5%)	CLM Encelium CLM	
				LG LG Dongle	
				BT Bluetooth Mesh	
				EN Enlighted Integral	

AC

Accessories	Wiring	Wire Color	Wire Length	Canopy Color
N None	N None	G Grey	_____ FT (6FT Standard)	WH White
10kV 10kV Surge Protection	BFC3 3 Wire Cord Black	W White		BLK Black
EMBAT 6W 90 Min Battery	WFC3 3 Wire Cord White	B Black		CU Custom
	IN3 3 Wire Internal	C Clear		
	IN5 5 Wire Internal			
	CFC Architectural Cable - 5 Wire			
	BFC5 5 Wire Cord Black			
	WFC5 5 Wire Cord White			

Sample: DTL Y 120 - 3FT x 2FT - D 500 - I 500 - 90 - 4K - U - FR - GRY - AC - DIMOFF - N - 1 - N - N - G - 6 - WH

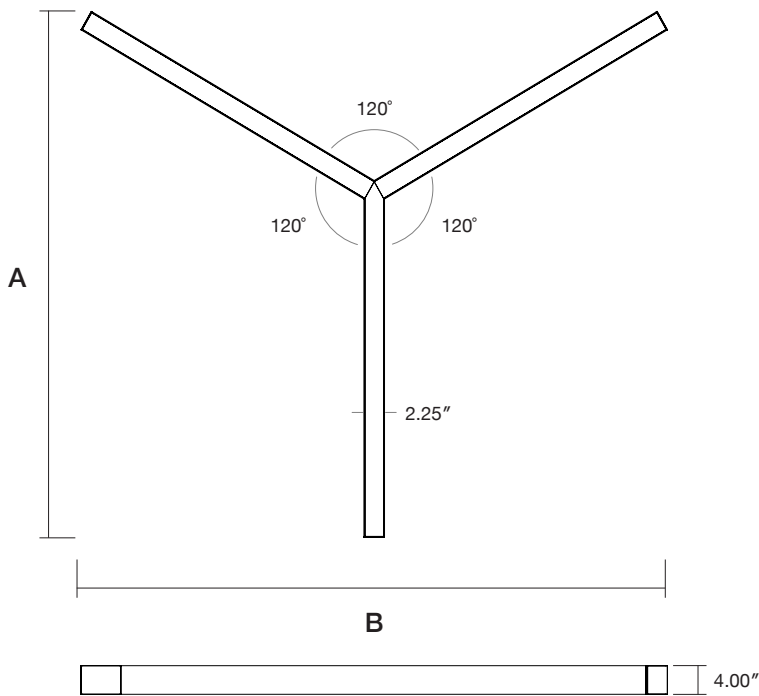
LED

L90 > 70,000
 Samsung 301 3 McAdam Binning
 4000K 120 Lm/W
 3500K 98%
 3000K 96%
 90 CRI 85%

Performance

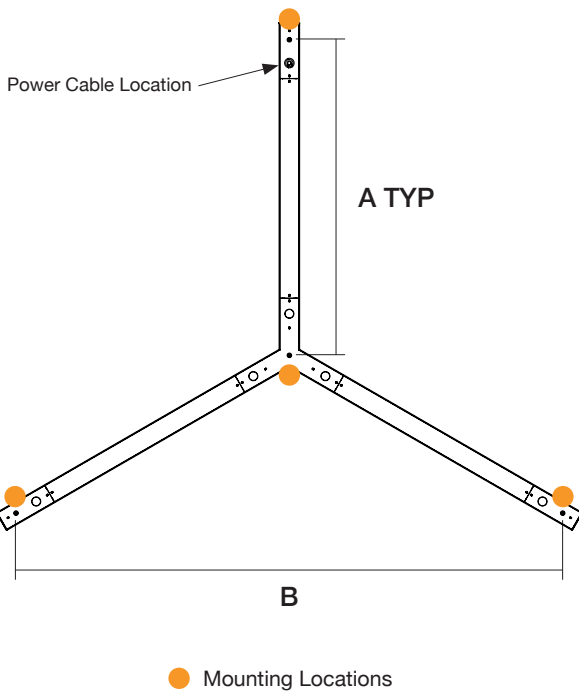
Model	Lm/W
4000K	120 Lm/W
3500K	116 Lm/W
3000K	112 Lm/W

Measurements



MODEL	A	B
3 x 2FT	37.49"	43.28"
3 x 3FT	55.49"	64.06"
4 x 3FT	73.49"	84.85"

Mounting



MODEL	A	B
3 x 2FT	22.50"	38.97"
3 x 3FT	31.95"	59.76"
3 x 4FT	46.50"	80.54"

Finish Options

Standard Finishes



Grey

RAL 7046
Sandtex

White

RAL 9003
Sandtex

Black

RAL 9004
Sandtex

Custom Finishes



Orange

RAL 2009
Sandtex

Blue

RAL 5012
Sandtex

Yellow

RAL 1037
Sandtex

Green

RAL 6010
Sandtex

Additional finishes - Please contact factory