




DLC on Some Linear Models

DATE: \_\_\_\_\_ FIXTURE: \_\_\_\_\_  
 QTY: \_\_\_\_\_ PROJECT: \_\_\_\_\_



## Thinline 3.18

### Recessed Spackle | Outdoor Canopy

Architectural luminaire. Slim contemporary design. Aluminum extruded body. Recessed lighting. Outdoor canopy applications. Stand alone and continuous run options. Individual fixtures are installed in a linear continuous run with segments independently powered and sealed. L90>70K hours. Designed and manufactured in North America. 10 Year Warranty.

#### Performance

Model	Lm/W
4000K	120 Lm/W
3500K	116 Lm/W
3000K	112 Lm/W

### Ordering Options

Model	Continuous Run	DIR Lumens	CRI	Color Temp	Voltage	Lens	
DTL RECSPK 3.18	CR _____ Min 2' Available in 6" Increments Unibody up to 8'  <i>CR: Fixtures are individually installed in a linear continuous run. Segments are independently powered and factory sealed.</i>	D 250	80	27K 2700K	U 120/277V	FR Frosted	
		D 500	90	3K 3000K	H 347V		
		D 750		35K 3500K			
		D 1000		4K 4000K			
		D _____		5K 5000K			
		(custom up to 1200)					
DTL RECSPK 3.18						FR	

Finish	Driver	Controls (All Sensors Outside Fixture)	Accessories
WH White	<b>DIMOFF</b> 0-10 1% DIMOFF	<b>N</b> None	<b>N</b> None
CU Custom	<b>LUTRON</b> Lutron Ecosystem	<b>DMX</b>	<b>10kV</b> 10kV Surge Protection
	<b>SR</b> Philips SR	<b>SNS</b> Philips SNS 300 w/BLD & Daylight	<b>EMBAT</b> 6W 90 Min Emergency Battery
	<b>DALI</b>	<b>CLM</b> Enceium CLM	
	<b>ELDO</b> .1% ELDO (347 only 1-10 5%)	<b>LG</b> LG Dongle	
		<b>BT</b> Bluetooth Mesh	
		<b>EN</b> Enlighted Integral	

Wiring	Wire Length	Fixture Type
<b>5 Wire</b> 5 Wire <b>6 Wire (NL)</b> 6 Wire (NL) <b>+GTD</b> Generator Transfer Device <b>N</b> None	Length _____'	<b>Outdoor Canopy</b>
		<b>Outdoor Canopy</b>

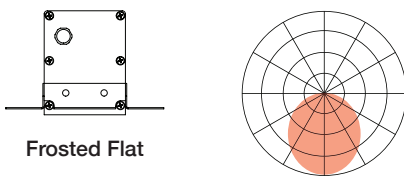
Sample: DTLRECSPK3.18 - 8 - D500 - 90 - 5K - U - FR - WH - DIMOFF - N - N - 5WIRE - 8 - Outdoor Canopy

Note: Not all products are qualified on the DLC QPL. To view our DLC qualified products, please consult the DLC qualified products list at [www.designlights.org/qpl](http://www.designlights.org/qpl).

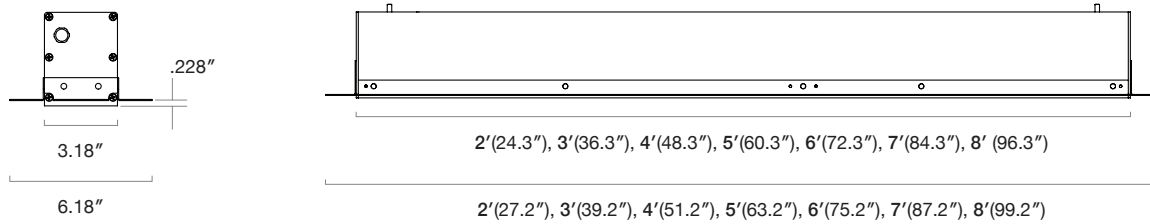
## LED

L90 > 70,000  
 Samsung 301 3 McAdam Binning  
 4000K 120 Lm/W  
 3500K 98%  
 3000K 96%  
 90 CRI 85%

## Lens



## Measurements



## Mounting - Drywall

