

Fixture: _____ QTY: _____

Project: _____

Thinline Acoustic

Suspended Direct, Direct/Indirect, Indirect

Our pendant mounted acoustic light fixture combines the best of lighting and sound absorption technology.

Our innovative lighting solution not only illuminates your environment with brilliant LED light but also enhances the acoustics of the room, creating an environment that is both visually stunning and acoustically pleasing.

Designed and Manufactured in North America.



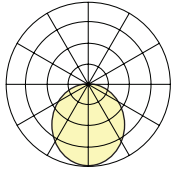
Model: Thinline 3.18



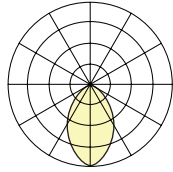
Specifications

LED	Samsung 301 3-Step MacAdam Binning L90>70,000 4000K - 120 Lm/W 3500K - 96% 3000K - 90%	Driver	0-10 DIMOFF Optional: DALI, Lutron, Philips SR, ELDO
CRI	80, 90	Control Options	DMX, Philips SNS 300, Encelium CLM, LG Dongle, Bluetooth Mesh, Enlighted Integral
Lumens/Ft	250Lm, 500Lm, 750Lm, 1000Lm (custom up to 1200Lm)	Circuits	1 and 2
Color Temp	2700K, 3000K, 3500K, 4000K, 5000K	Accessories	10kV Surge Protection, Emergency Battery, Generator Transfer Device
Voltage	120/277, 347V	Wiring	5 Leads Optional: 5 Wire, 6 Wire (cable, emergency battery option)
Construction	Aluminum extruded with cast end caps	Felt	Rigid Panels - 9.5mm 0.37" Thick 1500 GSM (44 opsy) 60% Recycled PET Fiber 35 Vibrant Colors
Dimensions	Widths: 2.25", 3.18", 4.5" Lengths: 2 - 8' Continuous Run: Min 2' (1' increments, 6" available)	Certifications	DLC Listed cULus Dry and Damp Rated
Mounting	Aircraft Cable 10" Standard Optional: Thread Rod, T-Bar 9/16 Clip, T-Bar 15/16 Clip	Warranty	5-Year Warranty
Lens Direct	Frosted Flat Optional: Frosted Regressed, Asymmetric 0.5" Drop Lens, 1" Drop Lens, Louver		
Lens Indirect	Frosted Flat Optional: Asymmetric, Batwing		

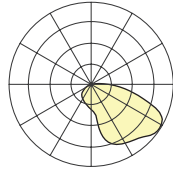
Lens Options - Direct Distribution



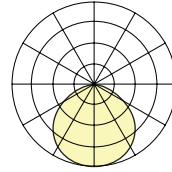
Standard
Frosted Flat



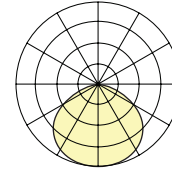
Frosted
0.25" Regressed



Asymmetric
Clear

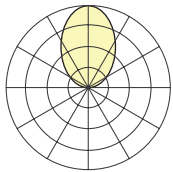


0.5" Drop Lens

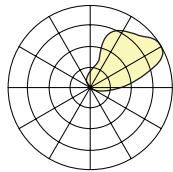


1.5" Drop Lens
Note: For 2.25 and 3.18 model widths only

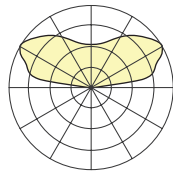
Lens Options - Indirect Distribution



Standard
Frosted


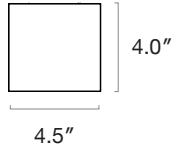
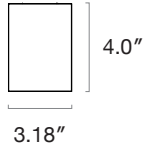
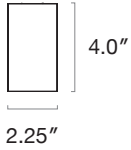


Asymmetric



Batwing

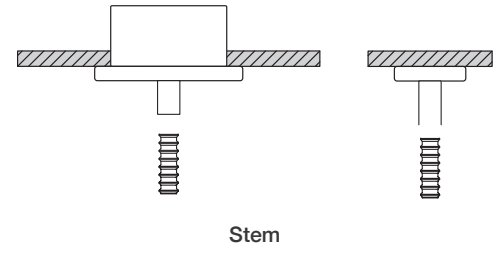
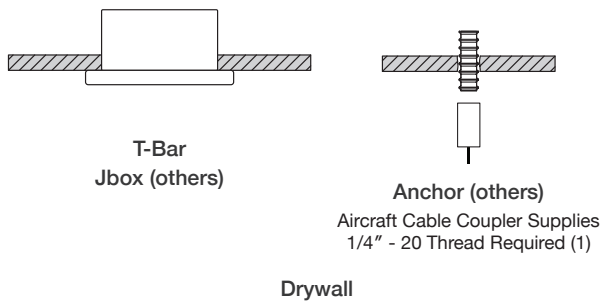
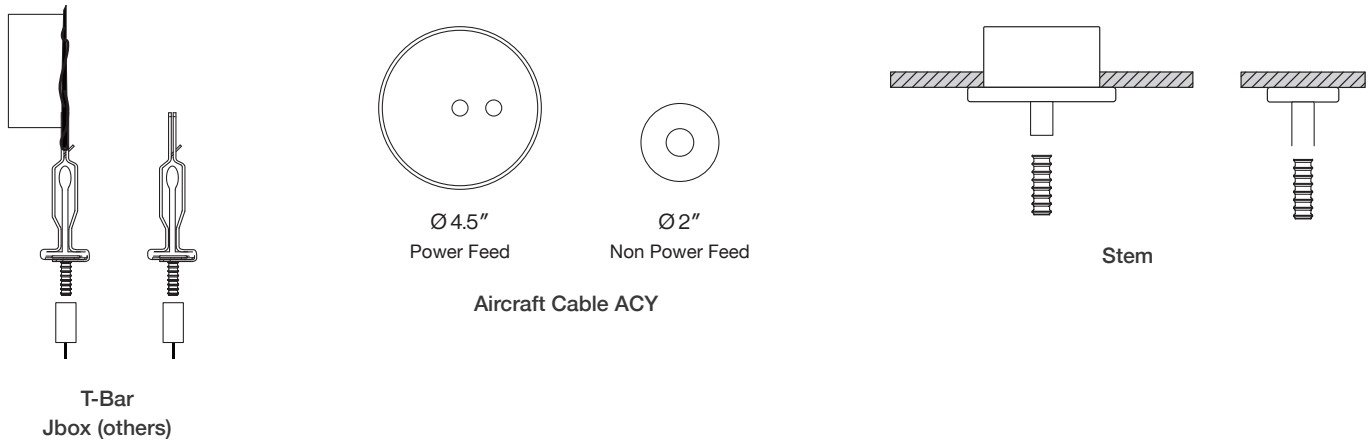
Dimensions



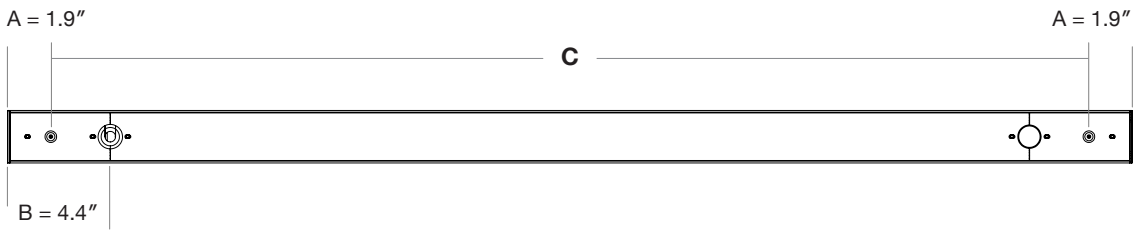
2': 24.2", 3': 36.2", 4': 48.2", 5': 60.2", 6': 72.2", 7': 84.2", 8': 96.2"

Actual Length = NOMINAL +.2"

Mounting Options



Mounting Locations



Model	Lengths - C
DTL 2	20.5"
DTL 3	32.5"
DTL 4	44.5"
DTL 5	56.5"
DTL 6	68.5"
DTL 7	80.5"
DTL 8	92.5"

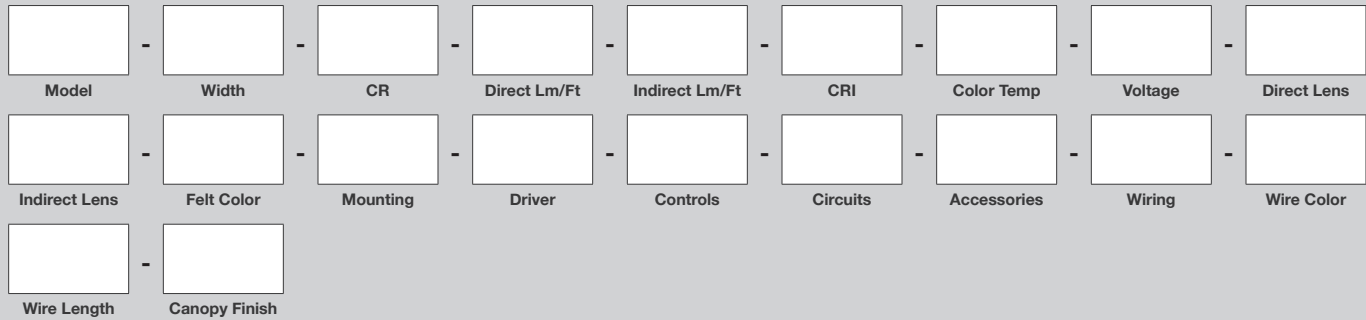
Designer Felt

Color Options



Ordering Options

Sample Configuration: DTL A SD - 3.18 - 8 - D500 - I500 - 80 - 4K - U - FR - FR - DB-16 - AC - DIMOFF - N - 1 - N - N - CL - 6 - WH



Model DTL A SD D DTL A SD DI DTL A SD I <i>SD D - Suspended Direct</i> <i>SD DI - Suspended Direct-Indirect</i> <i>SD I - Suspended Indirect</i>	Width 2.25 3.18 4.5 <i>Min 2Ft (1Ft increments, Unibody up to 8Ft)</i> <i>Optional</i> <i>- Available in 6-inch increments</i>	Continuous Run (CR) CR _____ <i>Optional</i> <i>- Available in 6-inch increments</i>	Direct Lm/Ft D 250 D 500 D 750 D 1000 D____ (custom up to 1200)	Indirect Lm/Ft I 250 I 500 I 750 I 1000 I____ (custom up to 1200)	CRI 80 90
Color Temp 27K - 2700K 3K - 3000K 35K - 3500K 4K - 4000K 5K - 5000K	Voltage U - 120/277V H - 347V	Direct Lens FR - Frosted Flat <i>Optional</i> FFREG - Frosted Regressed ASY - Asymmetric Clear 0.5 FRDRP - 0.5" Frosted Drop Lens 1.5 FRDRP - 1" Frosted Drop Lens LVR - Louver <i>Note: 1.5 Frosted Drop Lens for 2.25 and 3.18 model widths only</i>	Indirect Lens FR - Frosted <i>Optional</i> ASY - Asymmetric BATWING - Batwing	Felt Color Color Code #____ <i>- Please see color options</i>	Mounting AC - Aircraft Cable 10' Standard <i>Optional</i> STB 9/16 - T-Bar 9/16 STB 15/16 - T-Bar 15/16
Driver DIMOFF - 0-10 DIMOFF <i>Optional</i> DALI - Digital Addressable Lighting Interface LUTRON - Lutron Ecosystem SR - Philips SR ELDO - 1% ELDO (347 only 1-10 5%)	Controls N - None <i>Optional</i> DMX - Digital Multiplex SNS- Philips SNS 300 w/BLD & Daylight CLM - Encelium CLM LG - LG Dongle BT - Bluetooth Mesh EN - Enlighted Integral	Circuits 1 - 1 Circuit 2 - 2 Circuit	Accessories N - None <i>Optional</i> 10kV - 10kV Surge Protection EM - Emergency Battery +GTD - Generator Transfer Device	Wiring N - 5 Leads <i>Optional</i> 5 WIRE - 5 Wire 6 WIRE - 6 Wire - Cable <i>(EM - Emergency Battery Option)</i>	
Wire Color CL - Clear <i>Optional</i> B - Black W - White	Wire Length Length(ft)____ 6' Standard	Canopy Finish WH - White RAL 9003 BLK - Black RAL 9004 CU - Custom <i>- Please contact factory for custom finishes</i>			