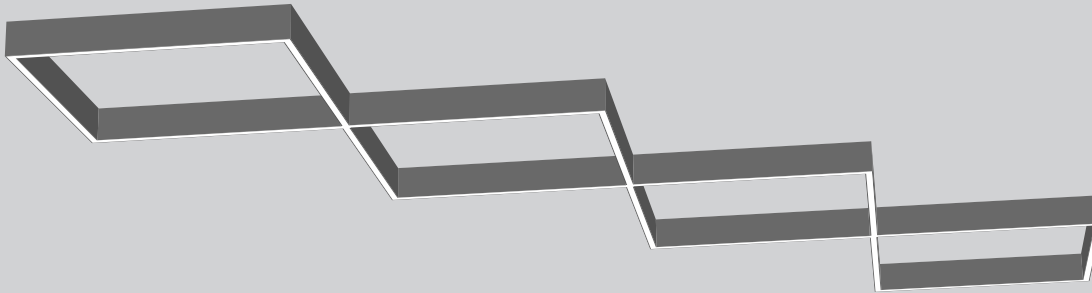


Fixture: \_\_\_\_\_ QTY: \_\_\_\_\_ Project : \_\_\_\_\_



# Quad Line

## Combinations | Modular Lighting System

Architectural lighting. Modern and contemporary design. Linear line combinations.  
Modular design with intersecting aluminum extruded segments. Pendant mounting with direct, direct-indirect distribution options. 2.25" cross section. Multiple size and finish options.

cULus certified  
Designed and manufactured in North America  
5 Year Warranty

### Performance

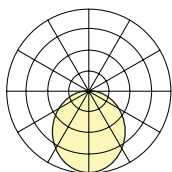
4000K - 120 Lm/W | 3500K - 116 Lm/W | 3000K - 112 Lm/W

### LED

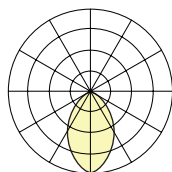
L90>70,000  
Samsung 301 3-Step MacAdam Binning  
3500K - 98% | 3000K - 96% | 3000K - 85%

### Lens Options

Direct Distribution



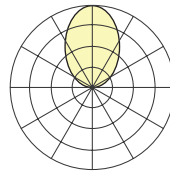
Standard  
Frosted Flat



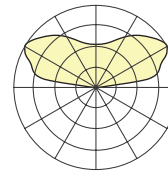
Frosted  
0.25" Regressed

### Lens Options

Indirect Distribution



Standard  
Frosted



Batwing

## Line Combinations

### Line



Grid 2



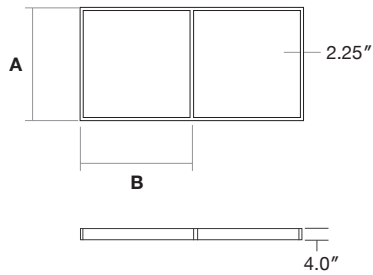
Grid 3



Grid 4

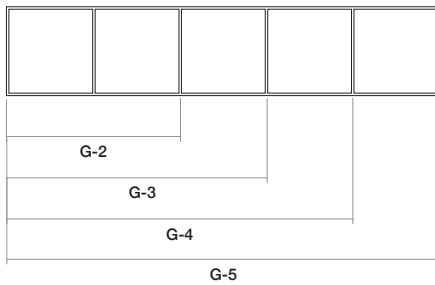


Grid 5



#### Line - Dimensions

| Quad Size  | A      | B      |
|------------|--------|--------|
| Quad: 4 Ft | 50.75" | 50.75" |
| Quad: 6 Ft | 74.75" | 74.75" |
| Quad: 8 Ft | 98.75" | 98.75" |

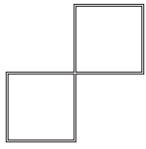


#### Line Combinations - Dimensions

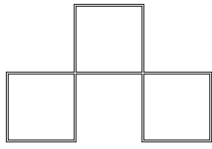
| Quad Size  | G-2     | G-3     | G-4     | G-5     |
|------------|---------|---------|---------|---------|
| Quad: 4 Ft | 99.25"  | 147.75" | 196.25" | 244.75" |
| Quad: 6 Ft | 147.25" | 219.75" | 292.25" | 364.75" |
| Quad: 8 Ft | 195.25" | 291.75" | 388.25" | 484.75" |

Note: Custom combinations (lengths) available

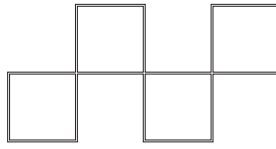
## Wave Line



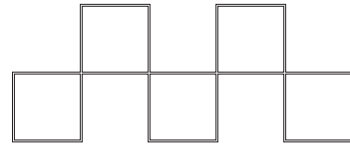
Grid 2



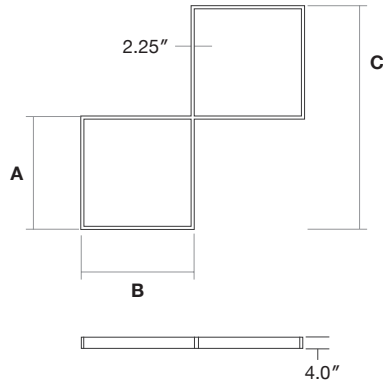
Grid 3



Grid 4

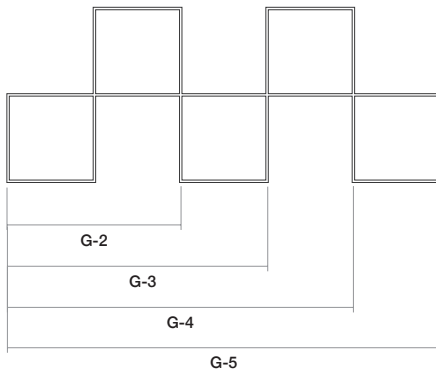


Grid 5



### Wave - Dimensions

| Quad Size  | A      | B      | C       |
|------------|--------|--------|---------|
| Quad: 4 Ft | 50.75" | 50.75" | 99.25"  |
| Quad: 6 Ft | 74.75" | 74.75" | 147.25" |
| Quad: 8 Ft | 98.75" | 98.75" | 195.25" |

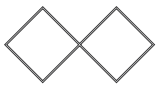


### Wave Combinations - Dimensions

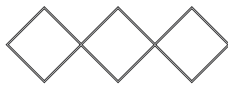
| Quad Size  | G-2     | G-3     | G-4     | G-5     |
|------------|---------|---------|---------|---------|
| Quad: 4 Ft | 99.25"  | 147.75" | 196.25" | 244.75" |
| Quad: 6 Ft | 147.25" | 219.75" | 292.25" | 364.75" |
| Quad: 8 Ft | 195.25" | 291.75" | 388.25" | 484.75" |

Note: Custom combinations (lengths) available

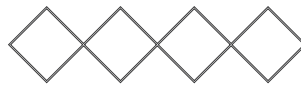
## X-Line



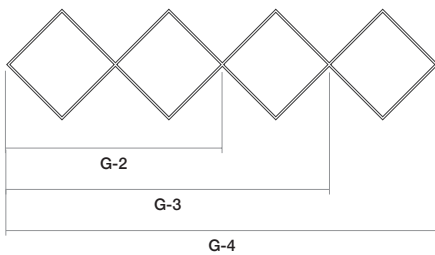
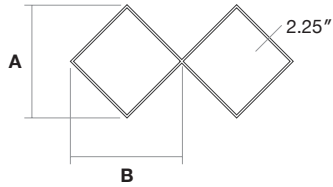
Grid 2



Grid 3



Grid 4



### X-Line - Dimensions

| Quad Size  | A       | B       |
|------------|---------|---------|
| Quad: 4 Ft | 71.8"   | 71.8"   |
| Quad: 6 Ft | 105.7"  | 105.7"  |
| Quad: 8 Ft | 139.65" | 139.65" |

### X-Line Combinations - Dimensions

| Quad Size  | G-2    | G-3     | G-4    |
|------------|--------|---------|--------|
| Quad: 4 Ft | 140.4" | 208.95" | 277.5" |
| Quad: 6 Ft | 208.2" | 310.8"  | 413.3" |
| Quad: 8 Ft | 276.1" | 412.6"  | 549.1" |

Note: Custom combinations (lengths) available

## Ordering Options

Sample Configuration: DTL QUAD - X-Line: XL-3: - 6Ft - D 250 - I 250 - 80 - 4K - U - FR - FR - WH - AC - DIMOFF - N - 2 - N - 5WIRE - CL - 6 - WH

| Model    | Line Combinations |                   |                | Quad Size              | Direct Lm/ft               | Indirect Lm/ft             |
|----------|-------------------|-------------------|----------------|------------------------|----------------------------|----------------------------|
| DTL QUAD | <b>Line:</b>      | <b>Wave Line:</b> | <b>X-Line:</b> | <b>4Ft</b>             | <b>D 250</b>               | <b>I 250</b>               |
|          | L-2               | WL-2              | XL-2           | <b>6Ft</b>             | <b>D 500</b>               | <b>I 500</b>               |
|          | L-3               | WL-3              | XL-3           | <b>8Ft</b>             | <b>D 750</b>               | <b>I 750</b>               |
|          | L-4               | WL-4              | XL-4           | <i>Note: Quad Side</i> | <b>D 1000</b>              | <b>I 1000</b>              |
|          | L-5               | WL-5              | Custom _____   |                        | <b>D _____</b>             | <b>I _____</b>             |
|          | Custom _____      | Custom _____      | Custom _____   |                        | <i>(custom up to 1200)</i> | <i>(custom up to 1200)</i> |

|                 |               |                  |               |  |  |  |
|-----------------|---------------|------------------|---------------|--|--|--|
| <b>DTL QUAD</b> | Line 1: _____ | Wave Line: _____ | X-Line: _____ |  |  |  |
|-----------------|---------------|------------------|---------------|--|--|--|

| CRI | Color Temp       | Voltage           | Direct Lens                    | Indirect Lens          | Finish           | Mounting                 |
|-----|------------------|-------------------|--------------------------------|------------------------|------------------|--------------------------|
| 80  | <b>27K</b> 2700K | <b>U</b> 120/277V | <b>FR</b> Frosted Flat         | <b>FR</b> Frosted      | <b>WH</b> White  | <b>AC</b> Aircraft Cable |
| 90  | <b>3K</b> 3000K  | <b>H</b> 347V     | <b>FRREG</b> Frosted Regressed | <b>BATWING</b> Batwing | <b>BLK</b> Black | 10' (Std)                |
|     | <b>35K</b> 3500K |                   |                                |                        | <b>GRY</b> Grey  |                          |
|     | <b>4K</b> 4000K  |                   |                                |                        | <b>CU</b> Custom |                          |
|     | <b>5K</b> 5000K  |                   |                                |                        |                  |                          |

- For custom finishes please specify RAL number  
- See Finish Options

|  |  |  |  |  |  |  |
|--|--|--|--|--|--|--|
|  |  |  |  |  |  |  |
|--|--|--|--|--|--|--|

### Driver

**DIMOFF** 0-10V DIMOFF

*Optional*

**DALI** Digital Addressable Lighting Interface

**LUTRON** Lutron Ecosystem

**SR** Philips SR

**ELDO** .1% ELDO (347 only 1-10 5%)

### Controls

**N** None

*Optional*

**DMX** Digital Multiplex

**SNS** Philips SNS 300 w/BLD & Daylight

**CLM** Encelium CLM

**LG** LG Dongle

**BT** Bluetooth Mesh

**EN** Enlighted Integral

### Circuits

**1** 1 Circuit

**2** 2 Circuits

### Accessories

**N** None

*Optional*

**10kV** 10kV Surge Protection

**EM** Emergency Battery

**+GTD** Generator Transfer Device

|  |  |  |  |
|--|--|--|--|
|  |  |  |  |
|--|--|--|--|

### Wiring

**5 WIRE** 5 Wire (Std)

*Optional*

**N** 5 Leads

**6 WIRE** 6 Wire - Cable  
(EM - Emergency Battery Option)

### Wire Color

**CL** Clear

*Optional*

**B** Black

**W** White

### Wire Length

**Length(Ft)**

- 6Ft (Std)

### Canopy Color

**WH** White

**BLK** Black

**CU** Custom

- For custom finishes please specify RAL number  
- See Finish Options

|  |  |  |  |
|--|--|--|--|
|  |  |  |  |
|--|--|--|--|

## Finish Options

### Standard RAL Finishes




**Signal White**  
RAL 9003

**Telegrey 2**  
RAL 7046

**Signal Black**  
RAL 9004

### Sample Custom RAL Finishes



**Traffic White**  
RAL 9016

**Papyrus White**  
RAL 9018

**Graphic Grey**  
RAL 7024

**Light Grey**  
RAL 7035

**Jet Black**  
RAL 9005

**Graphic Black**  
RAL 9011

**Azure Blue**  
RAL 5009



**Gentian Blue**  
RAL 5010

**Sky Blue**  
RAL 5015

**Pastel Orange**  
RAL 2003

**Pure Orange**  
RAL 2004

**Daffodil Yellow**  
RAL 1007

**Lemon Yellow**  
RAL 1012

**Zinc Yellow**  
RAL 1018



**Coral Red**  
RAL 3016

**Rose**  
RAL 3017


**Traffic Red**  
RAL 3020

**Salmon Pink**  
RAL 3022

**Olive Green**  
RAL 6003

**Moss Green**  
RA 6005

**Grass Green**  
RAL 6010



**Claret Violet**  
RAL 4004

**Traffic Purple**  
RAL 4006

**Pearl Blackberry**  
RAL 4012

**Beige**  
RAL 1001

**Nut Brown**  
RAL 8011

**Sepia Brown**  
RAL 8014

**Mahogany Brown**  
RAL 8016

Custom Finishes - Please contact factory  
Additional Finishes Available - Please contact factory