

Fixture: _____ QTY: _____ Project : _____

Thinline T-Grid

Recessed


Architectural luminaire. Contemporary and minimal design. Aluminum extruded body. Recessed T-Grid. 2.25", 3.18", and 4.5" widths. Continuous runs available. L90>70K hours.

cULus Listed

Designed and manufactured in North America
5 Year Warranty

Performance

4000K - 120 Lm/W | 3500K - 116 Lm/W | 3000K - 112 Lm/W



Model: Thinline 3.18



Ordering Options

Sample Configuration: DTL TG - 3.18 - 8 - 90 - 4K - U- FR - WH- DIMOFF - N - N - N

Model	Width	Continuous Run	Direct Lm/ft	CRI	Color Temp	Voltage
DTL TG	2.25	CR _____	D 250	80	27K 2700K	U 120/277V
	3.18	Min 2Ft (1Ft increments, Unibody up to 8Ft)	D 500	90	3K 3000K	H 347V
	4.5	Optional	D 750		35K 3500K	
		- Available in 6in increments	D 1000		4K 4000K	
			D _____ (custom up to 1200)		5K 5000K	

DTL TG

Lens	Finish	Driver	Controls
FR Frosted Flat	WH White	DIMOFF 0-10V DIMOFF	N None
<i>Optional</i>		<i>Optional</i>	<i>Optional</i>
FRREG Frosted Regressed		DALI	DMX
ASY Asymmetric Clear		LUTRON Lutron Ecosystem	SNS Philips SNS 300 w/BLD & Daylight
LVR Louver Lens		SR Philips SR	CLM Encelium CLM
		ELDO .1% ELDO (347 only 1-10 5%)	LG LG Dongle
			BT Bluetooth Mesh
			EN Enlighted Integral

WH

Accessories	Wiring
N None	N 5 Leads
<i>Optional</i>	<i>Optional</i>
10kV 10kV Surge Protection	5 WIRE 5 Wire
EM Emergency Battery	6 WIRE 6 Wire - Cable (EM - emergency battery option)

Note: - For Emergency Battery (EM), minimum length is 4'

LED

L90>70,000

Samsung 301 3-Step MacAdam Binning

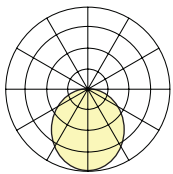
4000K 120 Lm/W

3500K 98%

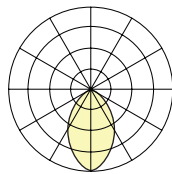
3000K 96%

90 CRI 85%

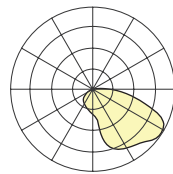
Lens Options



Standard
Frosted Flat

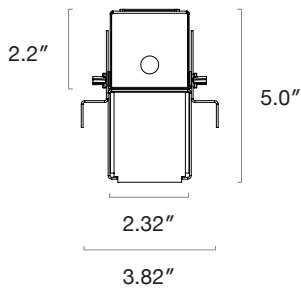


Frosted
0.25" Regressed

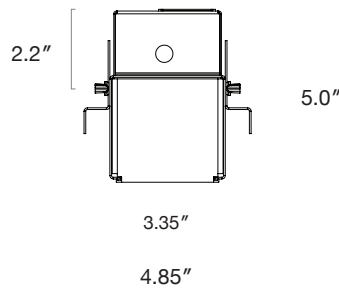


Asymmetric
Clear

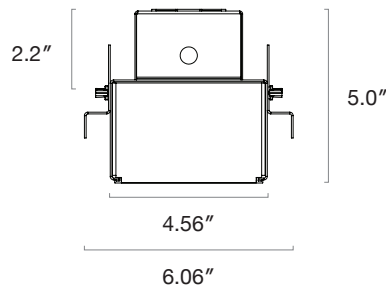
Dimensions



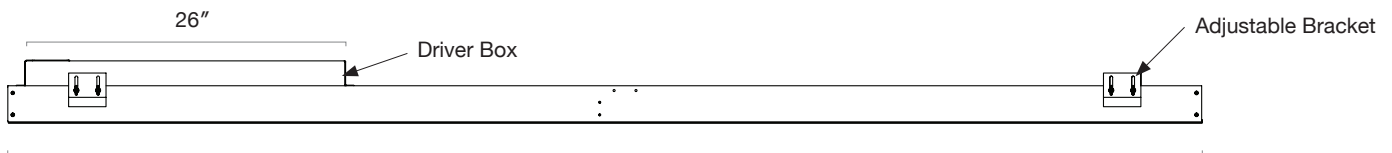
T-Grid 2.25



T-Grid 3.18



T-Grid 4.5



2': 23.75", 3': 35.75", 4': 47.75", 5': 59.75", 6': 71.75", 7': 83.75", 8': 95.75"

Note: Dimensions are for reference only. Please make measurements for actual dimensions