

Fixture: _____ QTY: _____ Project : _____

Thinline Slim

Suspended

Direct-Indirect


Architectural luminaire. Contemporary and minimal design. Aluminum extruded body. Pendant mounting. End caps with light block. 1.5" wide. 2'-8' lengths. Direct-indirect distribution with extruded lens.

cULus Listed

Designed and manufactured in North America.
5 Year Warranty.

Performance

4000K - 120 Lm/W | 3500K - 116 Lm/W | 3000K - 112 Lm/W



Ordering Options

Sample Configuration: DTL SLIM - 1.5 - 5 - D/I 500 - 80 - 4K - U - FR - WH - AC - DIMOFF - 1 - N - 5 WIRE - CL - 10 - WH

Model	Width	Length	Direct/Indirect Lm/ft	CRI	Color Temp	Voltage	Lens (Direct-Indirect)
DTL SLIM	1.5"	2	D/I 250	80	27K 2700K	U 120/277V	FR Frosted
		3	D/I 500	90	3K 3000K	H 347V	
		4	D/I 750		35K 3500K		
		5	D/I 1000		4K 4000K		
		6			5K 5000K		
		7					
		8					

DTL SLIM 1.5 FR

Finish	Mounting	Driver	Circuits	Accessories
WH White BLK Black GRY Grey CU Custom - Consult factory for custom finishes	AC Aircraft Cable 10' Std	DIMOFF 0-10V DIMOFF Note: - Up to 4Ft, one driver - same output for direct and indirect	1 1 Circuit	N None Optional EM Emergency Battery Note: - External Emergency Battery (EM) for up to 4Ft length

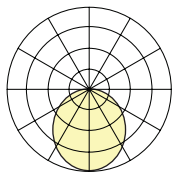
AC DIMOFF 1

Wiring	Wire Color	Wire Length	Canopy Finish
5 WIRE 5 Wire (std) Optional 6 WIRE 6 Wire - Cable (EM - emergency battery option)	CL Clear Optional B Black W White	Length(Ft)	WH White BLK Black CU Custom - Consult factory for custom finishes

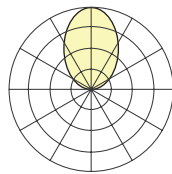
LED

L90>70,000
 Samsung 301 2 McAdam Binning
 4000K 120 Lm/W
 3500K 98%
 3000K 96%
 90 CRI 85%

Lens




Direct



Indirect

Dimensions



Finish Options

Standard Finishes



Grey
RAL 7046
Sandtex



White
RAL 9003
Sandtex



Black
RAL 9004
Sandtex

Custom Finishes



Orange
RAL 2009
Sandtex



Green
RAL 6010
Sandtex



Blue
RAL 5012
Sandtex



Yellow
RAL 1037
Sandtex

Additional finishes - Please contact factory