




Date: _____ Fixture: _____

QTY: _____ Project: _____



Thinline

Recessed Spackle

Multiple Lens and Customizations Available

Architectural luminaire. Contemporary and minimal design. Aluminum extruded body. Recessed lighting. 2.25", 3.18", and 4.5" widths. Continuous runs available. L90>70K hours. cULus Listed.

Designed and manufactured in North America. 5 Year Warranty.


Model: Thinline 3.18

Ordering Options

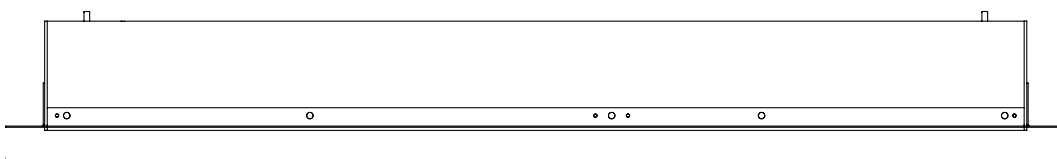
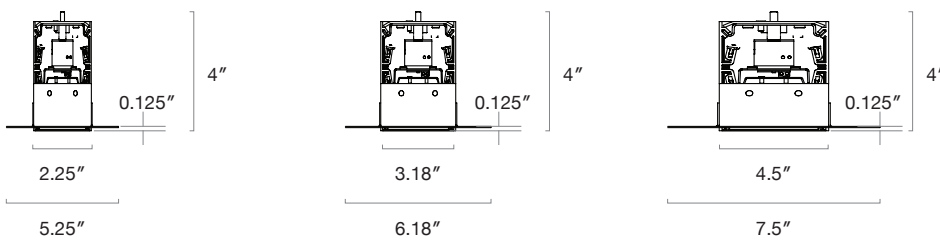
Model	Width	Continuous Run	Direct Lm/ft	CRI	Color Temp	Voltage	Lens
DTL REC SPK	2.25	CR _____	D 250	80	27K 2700K	U 120/277V	FR Frosted
	3.18	Min 2Ft	D 500	90	3K 3000K	H 347V	FRREG Frosted Regressed
	4.5	- Available in 6in increments - Unibody up to 8Ft	D 750 D 1000 D _____ (custom up to 1200)		35K 3500K 4K 4000K 5K 5000K		ASY Asymmetric .5 FR DROP .5" Frosted Drop Lens 1.5 FR DROP 1.5" Frosted Drop Lens LVR Louver Lens

Finish	Driver	Controls	Accessories
WH White	DIMOFF 0-10 1% DIMOFF	N None	N None
CU Custom (consult factory)	LUTRON Lutron Ecosystem	DMX	10kV 10kV Surge Protection
	SR Philips SR	SNS Philips SNS 300 w/BLD & Daylight	EMBAT 6W 90 Min Battery
	DALI	CLM Encelium CLM	
	ELDO .1% ELDO (347 only 1-10 5%)	LG LG Dongle	
		BT Bluetooth Mesh	
		EN Enlighted Integral	

Sample Configuration: DTL REC SPK - 4.5 - 8 - D 250 - 90 - 4K - U - FR - WH - DIMOFF - N - N



1.5" Drop Lens



2': 27.2" 3': 39.2" 4': 51.2" 5': 63.2" 6': 75.2" 7': 87.2" 8': 99.2"

Note: Dimensions are for reference only. Please make measurements for actual dimensions

Mounting

