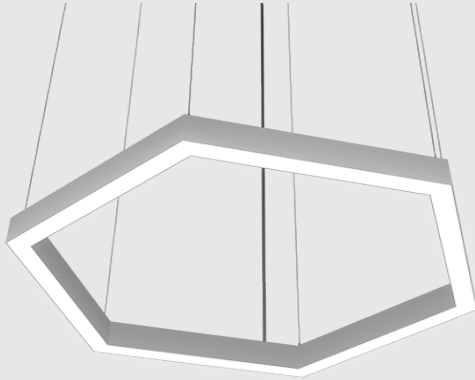




Date: \_\_\_\_\_ Fixture: \_\_\_\_\_

QTY: \_\_\_\_\_ Project: \_\_\_\_\_



# Thinline Hexagon

## Suspended Direct | Direct-Indirect

Architectural luminaire. Hexagonal shaped design. Pendant mounting. Direct and Direct-Indirect distribution options. 3 standards sizes. Additional sizes available. 2.25" wide. Multiple finishes.

cULus Listed.

Designed and manufactured in North America. 10 Year Warranty.



### Ordering Options

Model	Size	Direct Lm/ft	Indirect Lm/ft	CRI	Color Temp	Voltage	Direct Lens
DTL HEX	6 x 2FT	<b>D 250</b>	<b>I 250</b>	<b>80</b>	<b>27K</b> 2700K	<b>U</b> 120/277V	<b>FR</b> Frosted
	6 x 3FT	<b>D 500</b>	<b>I 500</b>	<b>90</b>	<b>3K</b> 3000K	<b>H</b> 347V	<b>FRREG</b> Frosted Regressed
	6 x 4FT	<b>D 750</b>	<b>I 750</b>		<b>35K</b> 3500K		
		<b>D 1000</b>	<b>I 1000</b>		<b>4K</b> 4000K		
	Custom Sizes Available - Please Consult Factory	<b>D _____</b> (custom up to 1200)	<b>I _____</b> (custom up to 1200)		<b>5K</b> 5000K		

#### DTL HEX

Indirect Lens	Finish	Mounting	Driver	Controls	Circuits
<b>FR</b> Frosted	<b>GRY</b> Grey	<b>AC</b> Aircraft Cable	<b>DIMOFF</b> 0-10 1% DIMOFF	<b>N</b> None	<b>1</b> 1 Circuit
<b>BATWING</b> Batwing	<b>WH</b> White	10' Std	<b>LUTRON SR</b> Lutron Ecosystem	<b>DMX</b>	<b>2</b> 2 Circuits
	<b>BLK</b> Black		<b>DALI</b> Philips SR	<b>SNS</b> Philips SNS 300 w/BLD & Daylight	
	<b>CU</b> Custom		<b>ELDO</b> .1% ELDO (347 only 1-10 5%)	<b>CLM</b> Encelium CLM	
				<b>LG</b> LG Dongle	
				<b>BT</b> Bluetooth Mesh	
				<b>EN</b> Enlighted Integral	

#### DTL HEX

Accessories	Wiring	Wire Color	Wire Length	Canopy Color
<b>N</b> None	<b>N</b> None	<b>G</b> Grey	_____ <b>FT (6FT Standard)</b>	<b>WH</b> White
<b>10kV</b> 10kV Surge Protection	<b>BFC3</b> 3 Wire Cord Black	<b>W</b> White		<b>BLK</b> Black
<b>EMBAT</b> 6W 90 Min Battery	<b>WFC3</b> 3 Wire Cord White	<b>B</b> Black		<b>CU</b> Custom
	<b>IN3</b> 3 Wire Internal	<b>C</b> Clear		
	<b>IN5</b> 5 Wire Internal			
	<b>CFC</b> Architectural Cable - 5 Wire			
	<b>BFC5</b> 5 Wire Cord Black			
	<b>WFC5</b> 5 Wire Cord White			

Sample: DTL HEX - 6FT x 2FT - D 500 - I 500 - 90 - 4K - U - FR - GRY - AC - DIMOFF - N - 1 - N - N - G - 6 - WH

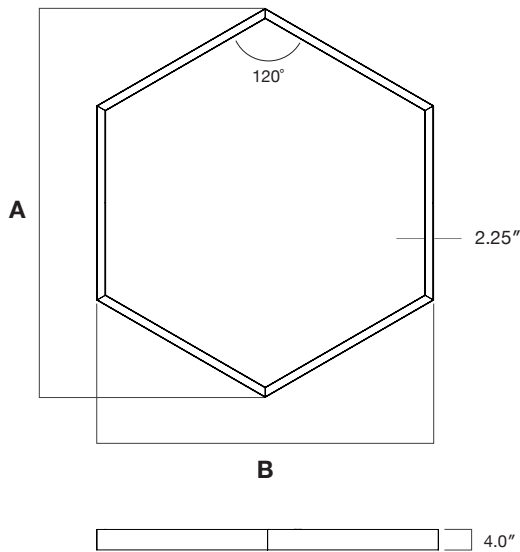
## LED

L90 > 70,000  
 Samsung 301 3 McAdam Binning  
 4000K 120 Lm/W  
 3500K 98%  
 3000K 96%  
 90 CRI 85%

## Performance

Model	Lm/W
4000K	120 Lm/W
3500K	116 Lm/W
3000K	112 Lm/W

## Dimensions

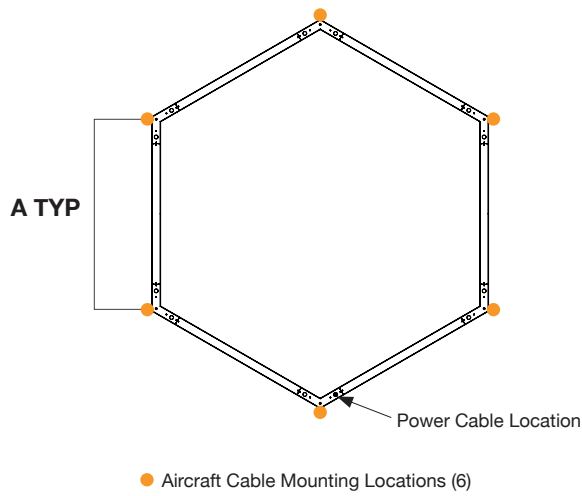


MODEL	A	B
6 x 2FT	51.6"	44.7"
6 x 3FT	75.6"	65.5"
6 x 4FT	95.6"	86.3"

**Note:**

6 x 2FT - One Piece  
 6 x 3FT - One Piece  
 6 x 4FT - 2 Pieces

## Mounting



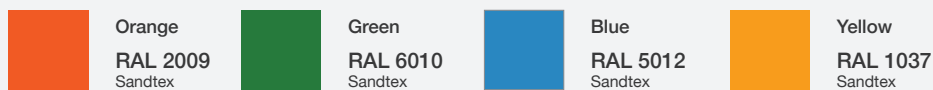
MODEL	A
6 x 2FT	24.5"
6 x 3FT	36.5"
6 x 4FT	48.5"

## Finish Options

### Standard Finishes



### Custom Finishes



Additional finishes - Please contact factory