

Date	Fixture	Quantity	Project



DTL Ring Pendant

Features

- Architectural luminaire
- Contemporary design
- Pendant mounting
- Direct and direct/indirect light distributions
- Available in 6 sizes
- Multiple finishes
- Dry and damp rated for indoor applications
- Designed and Manufactured in North America
- 5 Year Warranty

Specifications

Construction

Aluminum Extruded Body
Powder Coated Finish

Dimensions

Widths: 3.18"
Height: 4.125"
Diameter: 24", 36", 44", 60", 72", 96"

LED

Samsung LM281B Plus Pro, 3-Step MacAdam Binning
4000K - 130 Lm/W, 3500K - 98%, 3000K - 95%
2700K-5000K
CRI 80 | 90
L90>70,000
CRI: 80, 90

Lumens/Ft - Direct/Indirect

Min: 250 Lm/ft - Max: 1200 Lm/ft

Voltage

120/277V or 347V
Emergency Battery

Dimming(Driver)

0-10V Dimming down to 1%, DALI, Lutron, Philips SR, ELDO

Lens

Frosted flat(Direct/Indirect)

Mounting

Aircraft Cable 10' Standard
Note: For Indirect distribution, mount at a minimum distance of 3' from the ceiling

Finishes

RAL: Black, Grey, White(standard)
Custom RAL finishes available

Certifications

cULus

Not all products are qualified on the DLC QPL. To view our DLC qualified products, please consult the DLC qualified products list at www.designlights.org/qpl.



Ordering Guide

Sample Configuration: DTL Ring SD D - 44 - D250 - D250 - 80 - 4K - U - FR - WH - AC - DIMOFF - N - 2 - N - 5 WIRE - CL - 6 - WH

DTL Ring SD								FR		AC	
Model	Distribution	Width	Direct Lm/Ft	Indirect Lm/Ft	CRI	Color Temp	Voltage	Lens	Finish	Mounting	Dimmin
Controls	Circuits	Accessories	Wiring	Wire Color	Wire Length	Canopy Finish					

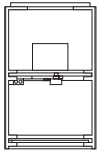
Model	Distribution	Width	Direct Lm/Ft	Indirect Lm/Ft	CRI	Color Temp	Voltage
DTL Ring SD	D - Direct	24	D - 250 (min) - 1200 (max)	I - 250 (min) - 1200 (max)	80	27K - 2700K	U - 120/277V
	DI - Direct/Indirect	36				3K - 3000K	
		44				35K - 3500K	
		60				4K - 4000K	
		72				5K - 5000K	
		96					

Lens	Finish	Mounting	Dimming(Driver)
FR - Frosted Flat (Direct/Indirect)	WH - White BLK - Black GRY - Grey CU - Custom* Note: For custom finishes please specify RAL number	AC - Aircraft Cable (10' std)* Note: For indirect distribution, mount at a minimum distance of 3ft from the ceiling	DIMOFF - 0-10V Dimming down to 1% Optional DALI - Digital Addressable Lighting Interface LUTRON - Lutron Ecosystem SR - Philips SR ELDO - Dim to 0.11% ELDO (347 only 1-10 5%)

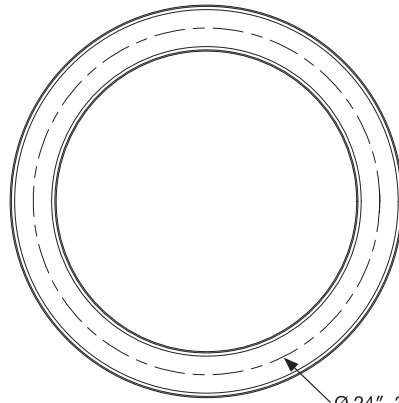
Controls	Circuits	Accessories	Wiring
N - None Optional SNS- Philips SNS 300 w/BLD & Daylight CLM - Encelium CLM LG - LG Dongle BT - Bluetooth Mesh EN - Enlighted Integral	1 - 1 Circuit 2 - 2 Circuit (Direct/Indirect)	N - None Optional 10kV - 10kV Surge Protection EM - Emergency Battery (5 or 6 Wire)* +GTD - Generator Transfer Device Note: EM - Emergency Battery minimum length is 4'	5 WIRE - Standard + EM Optional 6 WIRE - Emergency Battery w/ constant & switched HOT (Powercord: Black or White) N - 5 Leads

Wire Color	Wire Length	Canopy Finish		
CL - Clear Optional B - Black W - White	Length _____ 6' Standard	WH - White BLK - Black CU - Custom* Note: Please contact factory for custom finishes		

Dimensions



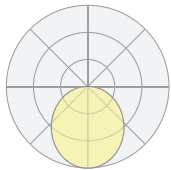
W: 3.18"
H: 4"



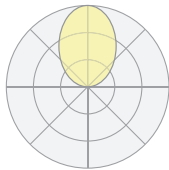
Ø 24", 36", 44", 60", 72", 96"

Distribution/Lens Options

Direct/Indirect Distribution

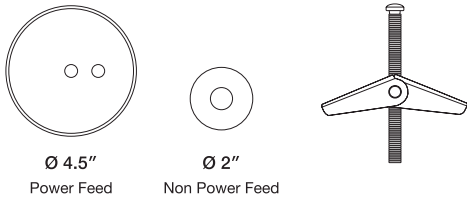


Lambertian
Direct: Frosted Flat
Lens

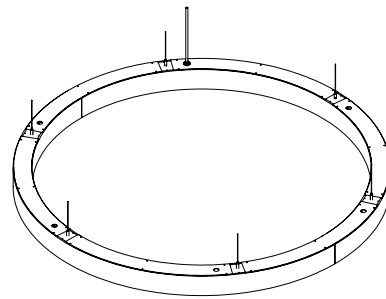
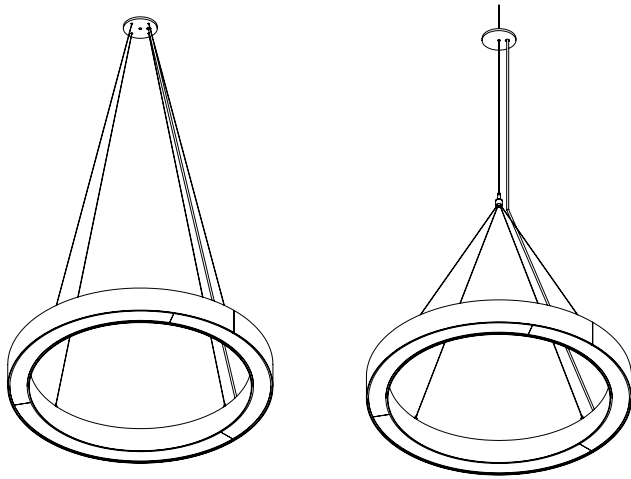


Lambertian
Indirect: Frosted Flat
Lens

Mounting



Suspension



RAL Finish Options

Standard Finishes



Sample Custom Finishes



Additional RAL Finishes - Please Contact Factory



Canopy Finishes

