

Zip Round

Surface Mounting

Installation Manual

Safety & Warnings:

Failure to follow these instructions and warnings may result in death, serious injury or significant property damage.

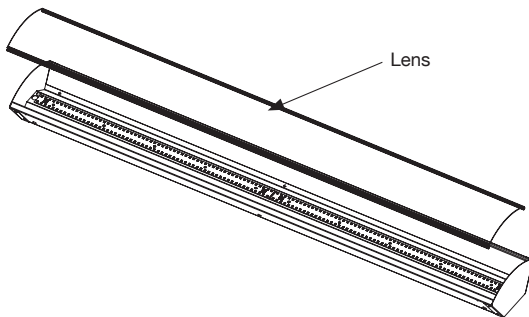


Warning: Risk of Fire and Electrical Shock. Fixture must be installed by a qualified electrician only in accordance with National, Local Building, and Electrical Codes. Disconnect power at the electrical panel before servicing.

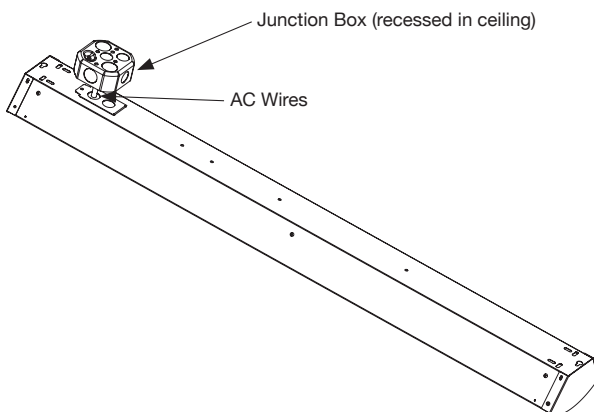
General contractor is responsible for the installation of appropriate anchors to support the load of the fixture at positions detailed in the installation manual. Installation of such anchors or other support systems must be completed in accordance with applicable building/installation code.

Steps

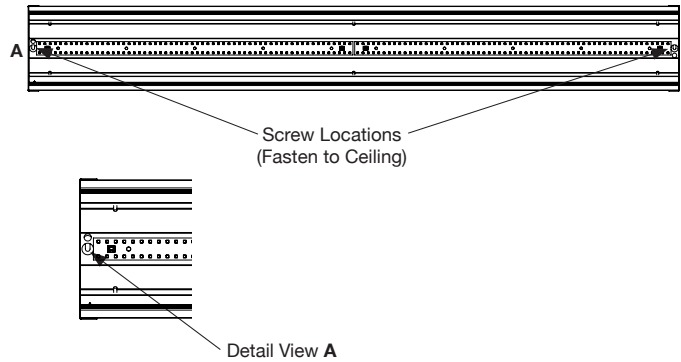
1.
 - Ensure the power to be connected to the fixture is turned off.
2.
 - Remove lens to reveal the gear tray.



3.
 - Connect AC wires (GND, LINE, NEUTRAL) from back of the Zip Round fixture to respective AC wires in junction box in ceiling and neatly place wires in junction box.



4.
 - Attach fixture to ceiling surface using #10 screws at the locations indicated thru the 1/2" holes on the gear tray top side. Ensure correct fasteners are chosen for respective surface type.



5.
 - Attach the lens back onto the Zip Round fixture.
6.
 - Ensure the Zip Round fixture is connected to a time relay system, motion detector, or switch so that it can be activated easily.
7.
 - Check all connections for open loops and replace loose or damaged wires if necessary.
8.
 - Turn the electrical power on from the electrical panel. Test the connection by turning on the timer, relay system, motion detector, or light switch that the Zip Round is connected to.

This document is the exclusive property of delviro energy inc. It is supplied in confidence and must not be used for any purpose other than for which it is supplied. No disclosure, reproduction or use of any part of the enclosed may be made except by permission from delviro energy inc.

Specifications subject to change without notice.

© delviro energy