


# DTL Surface Mount Under Canopy

## Installation Instructions

### Safety & Warnings:

Failure to follow these instructions and warnings may result in death, serious injury or significant property damage.

**Warning: Risk of Fire and Electrical Shock.** Fixture must be installed by a qualified electrician only in accordance with National, Local Building, and Electrical Codes. Disconnect power at the electrical panel before servicing.

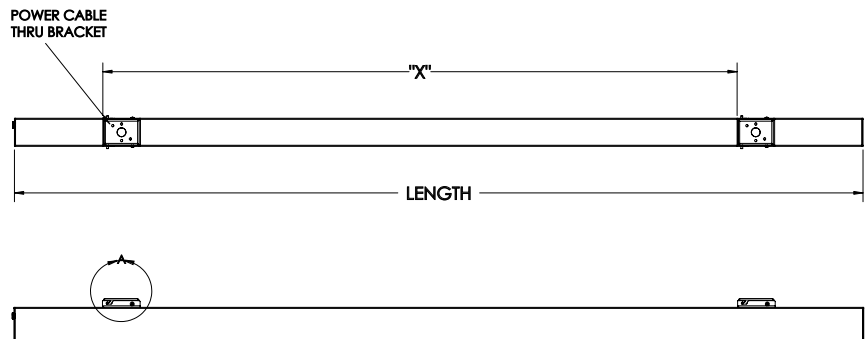
 General contractor is responsible for the installation of appropriate anchors to support the load of the fixture at positions detailed in the installation manual. Installation of such anchors or other support systems must be completed in accordance with applicable building/ installation code.

### Service Instructions

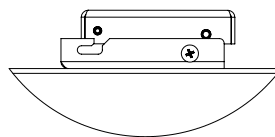
1.
  - Using the assembled unit (as shipped), mark the position of the ceiling brackets so you make sure brackets are properly aligned.
2.
  - Ceiling marks should be 'X' distance apart as shown on the Table 1.
3.
  - Remove side screws from both brackets and keep.
4.
  - Using the ceiling mount bracket mark the position of the mounting holes from inside the bracket.
5.
  - Attach bracketes to ceiling (screws not supplied) using 1/4" size screws.
6.
  - Insert the top unit bracketes (factory assembled) into the ceiling brackets and slide the unit into position.
7.
  - Reattach the locking screws on the sides (from step 3).

NOTE: Power cable at the top thru the mounting bracket or thru the end cap

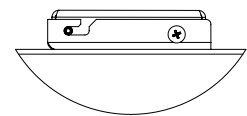
Model	Length	Distance X
DTL 2	24"	11.75"
DTL 3	36"	11.75"
DTL 4	48"	23.75"
DTL 5	60"	35.75"
DTL 6	72"	47.75"
DTL 7	84"	59.75"
DTL 8	96"	71.75"



ENGAGING POSITION



ASSEMBLED POSITION



This document is the exclusive property of delviro energy inc. It is supplied in confidence and must not be used for any purpose other than for which it is supplied. No disclosure, reproduction or use of any part of the enclosed may be made except by permission from delviro energy inc.

Specifications subject to change without notice.

© delviro energy