

Date	Fixture	Project	Quantity
------	---------	---------	----------

# Zoom Eco

## High Bay

### Features

- Energy efficient LED high bay
- Heavy duty one piece die-cast aluminum body
- Built in heat sink
- Quick disconnect quickly separates the driver from the LED module for easy maintenance
- Architectural, retail, industrial, and commercial high bay application
- Dry and damp rated
- 5 Year Warranty



### Specifications

#### Construction

Aluminum Body

#### Dimensions

Ø 15.5" x 6.7"H (8.26" w/ hook)

#### LED

Samsung LM281B Plus Pro, 3-Step MacAdam Binning  
180,000+ Life Hours (L70)

#### Efficacy

Up to 136 Lm/W

#### Watts

150W, 180W, 240W

#### Color Temperature

5000K

#### CRI

80

#### Voltage

120-277V

#### Controls

0-10V Dimming down to 1%

#### Operating Temperature

-40°C to +50°C

-40°F to +122°F

#### Dome Type

Clear Acrylic  
Aluminum

#### Lens

Flat Lens  
Aluminum Reflector  
Acrylic Reflector

#### Mounting

Hook  
Pendant

#### Accessories

Flat Glass  
Conical Lens  
Deep Conical Lens

#### Cord Color

Black or White Flexible Cord

#### Finishes

White - RAL 9003  
Custom RAL finishes available

#### Certifications

RoHS  
FCC



## Ordering Guide

Sample Configuration: ZOOM ECO - 150 - 80 - 4K - U - 16AC - WH - H - BFC - N - NL


ZOOM ECO		80		U			H		
Model	Watts	CRI	Color Temp	Voltage	Lens	Finish	Mounting	Cord Color	Accessories

Model	Watts	CRI	Color Temp	Voltage	Lens	Finish	Mounting
ZOOM ECO	150 180 240	80	3K - 3000K 35K - 3500K 4K - 4000K 5K - 5000K	U - 120/277V	FL - Flat Lens AL - Aluminum Reflector AC - Acrylic Reflector	WH - White	H - Hook PM - Pendant Mount

Wiring	Accessories			
BFC - Black Flexible Cord WFC - White Flexible Cord	FG - Flat Glass CLF - Conical Lens Flat CLD - Conical Lens Deep			

Note: Additional finishes: Please consult factory | Voltage: Please consult factory for additional voltages


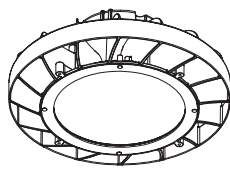
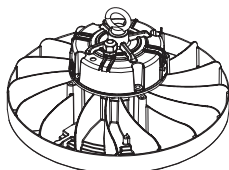
## Dimensions



**Zoom Eco 150W**

Ø: 16.22"

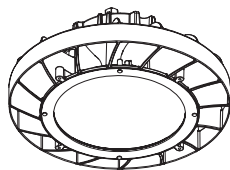

H: 6.7" | 8.26" w/ Hook



**Zoom Eco 180W, 240W**

Ø: 16.22"

H: 6.7" | 8.26" w/ Hook



## Output Performance

Model	Watts	Lm/W	Delivered Lumens
Zoom 150	150	132	19800
Zoom 180	180	136	24480
Zoom 240	240	129	30960

## Lens Options



Acrylic Reflector



Aluminum Reflector



Flat Glass

Note: Custom black finish shown - Please consult factory

## Accessories



6" Deep - Conical Lens  
w/ Clamp Band



16" Conical Lens  
w/ Clamp Band



16" Flat Glass  
w/ Clamp Band