

DTL Slim

Wall Mount

Features

- Slim sleek minimal design
- Direct/indirect light distribution
- Multiple lengths
- Dry and damp rated for indoor applications
- Designed and Manufactured in North America
- 5 Year Warranty



Specifications

Construction

Aluminum Extruded Body
Welded End Caps with Light Block
1/2" Drop Lens (direct and indirect)
Powder Coated Finish

Dimensions

Widths: 1.5"
Height: 4.375"
Lengths: 2' - 8'

LED

Samsung LM281B Plus Pro, 3-Step MacAdam Binning
4000K - 130 Lm/W
3500K - 98%
3000K - 95%
L90>70,000

Lumens/Ft - Direct/Indirect

Min: 250 Lm/ft - Max: 1200 Lm/ft
- same values for direct and indirect

Color Temperature

2700K - 5000K

CRI

80 or 90

Voltage

120/277V or 347V

Driver

0-10V Dimming down to 1%

Lens

1/2" Frosted Drop Lens

Accessories

Emergency Battery (4' and up only)

Mounting

Wall Mount

Wiring

5 Wire
6 Wire (emergency battery option only)

Finishes

Black - RAL 9004, Grey - RAL 7046, White - RAL 9003
Custom RAL finishes available

Certifications

cULus

Not all products are qualified on the DLC QPL. To view our DLC qualified products, please consult the DLC qualified products list at www.designlights.org/qpl.



Date	Fixture	Notes
<input type="text"/>	<input type="text"/>	<input type="text"/>
Project		<input type="text"/>
<input type="text"/>		<input type="text"/>

Ordering Guide

Sample Configuration: DTL SLIM WM - 1.5 - 8 - D/I 250 - 80 - 4K - U - FR - BLK - WM - DIMOFF - N - 5 WIRE - CL - 6 - WH


DTL SLIM WM	1.5						FR	
Model	Width	Length	Direct/Indirect Lm/Ft	CRI	Color Temp	Voltage	Lens	Finish
WM	DIMOFF							
Mounting	Driver	Accessories	Wiring					

Model	Width	Length	Direct/Indirect Lm/Ft	CRI	Color Temp	Voltage	Lens
DTL SLIM WM	1.5	2 3 4 5 6 7 8	D/I 250 (min) - D/I 1200 (max) Note: - Same values for direct and indirect	80 90	27K - 2700K 3K - 3000K 35K - 3500K 4K - 4000K 5K - 5000K	U - 120/277V H - 347V	FR - Frosted (direct/indirect)

Finish	Mounting	Driver	Accessories
WH - White BLK - Black GRY - Grey CU - Custom Note: For custom finishes please specify RAL number	WM - Wall Mount	DIMOFF - 0-10V Dimming down to 1%	N - None Optional EM - Emergency Battery Note: EM - Emergency Battery minimum length is 4'

Wiring			
5 WIRE - 5 Wire Optional 6 WIRE - 6 Wire - Emergency Battery Option (black color only)			

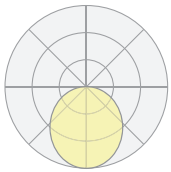
Dimensions



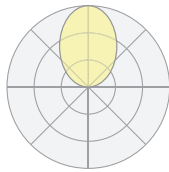
W: 1.5"
H: 4.375"

2': 24", 3': 36", 4': 48", 5': 60", 6': 72", 7': 84", 8': 96"

Distribution/Lens Options


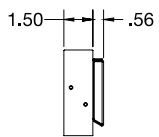


Lambertian
Direct: Frosted Flat
Lens



Lambertian
Indirect: Frosted Flat
Lens

Mounting



Finish Options

Standard Finishes



Signal White
RAL 9003

Telegrey 2
RAL 7046

Signal Black
RAL 9004

Custom Finishes



Traffic White
RAL 9016

Papyrus White
RAL 9018

Graphic Grey
RAL 7024

Jet Black
RAL 9005

Graphic Black
RAL 9011

Azure Blue
RAL 5009

Gentian Blue
RAL 5010

Sky Blue
RAL 5015



Pastel Orange
RAL 2003

Pure Orange
RAL 2004

Lemon Yellow
RAL 1012

Zinc Yellow
RAL 1018

Coral Red
RAL 3016

Rose
RAL 3017

Traffic Red
RAL 3020

Salmon Pink
RAL 3022



Olive Green
RAL 6003

Grass Green
RAL 6010

Claret Violet
RAL 4004

Traffic Purple
RAL 4006

Pearl Blackberry
RAL 4012

Beige
RAL 1001

Nut Brown
RAL 8011

Sepia Brown
RAL 8014

Please contact factory for additional and custom Finishes