

Date	Fixture	Project	Quantity
------	---------	---------	----------

# Thinline DTL

## Suspended | Outdoor Canopy

### Features

- Architectural luminaire. Contemporary and minimal design
- Outdoor under canopy applications
- Pendant mounting
- 3.18" wide with multiple lengths
- Continuous run option
- Multiple finishes
- Designed and Manufactured in North America
- 5 Year Warranty



### Specifications

#### Construction

Aluminum Extruded Body  
Cast End Caps with Light Block

#### Dimensions

Widths: 3.18"  
Height: 4"  
Lengths: 2' - 8', available in 6" increments  
Continuous Run: Min 2', available in 6" increments  
(100' max for one power drop)

**Note:** Fixtures are individually installed in a linear continuous run. Segments are independently powered and factory sealed.

#### LED

Samsung LM281B Plus Pro, 3-Step MacAdam Binning  
4000K - 130 Lm/W  
3500K - 98%  
3000K - 95%  
L90>70,000

#### Lumens/Ft - Direct/Indirect

Min: 250 Lm/ft - Max: 1200 Lm/ft

#### Color Temperature

2700K - 5000K

#### CRI

80 or 90

#### Voltage

120/277V or 347V

#### Driver

0-10V Dimming down to 1%, DALI, Lutron, Philips SR, ELDO

#### Control Options

Philips SNS 300, Encelium CLM, LG Dongle, Bluetooth Mesh, Enlighted Integral

#### Direct

Frosted Flat

#### Accessories

10kV Surge Protection, Generator Transfer Device, Emergency Battery,

#### Mounting

Aircraft Cable (10' std), Threaded Rod 1/4-20 (3' Std), Drywall Anchor

#### Wiring

5 Leads, 5 Wire, 6 Wire (emergency battery option only)

#### Finishes

Black - RAL 9004, Grey - RAL 7046, White - RAL 9003  
Custom RAL available

#### Certifications

cULus  
Certified Under Canopy  
IP64 (equivalent) - Protected against dust and water splashed from all directions



## Ordering Guide

Sample Configuration: DTL SD OC 3.18 - 8 - D500 - 80 - 4K - U - FR - FR - WH - AC - DIMOFF - N - N - 5 WIRE - CL - 6 - WH

<b>DTL SD OC 3.18</b>						<b>FR</b>			
Model	Length/CR	Direct Lm/Ft	CRI	Color Temp	Voltage	Lens	Finish	Mounting	Driver
Controls	Accessories	Wiring	Wire Color	Power Feed	Wire Length	Canopy Finish			

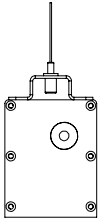
Model	Length/CR	Direct Lm/Ft	CRI	Color Temp	Voltage	Lens
<b>DTL SD OC 3.18</b>	<b>2' - 8'</b> ( single Units) Available in 6" increments CR: - Fixtures are individually installed in a linear continuous run - Specify length - Segments are independently powered and factory sealed.	<b>D 250 (min) - D 1200 (max)</b>	<b>80</b> <b>90</b>	<b>27K - 2700K</b> <b>3K - 3000K</b> <b>35K - 3500K</b> <b>4K - 4000K</b> <b>5K - 5000K</b>	<b>U - 120/277V</b> <b>H - 347V</b>	<b>FR - Frosted Flat</b>

Finish	Mounting	Driver	Controls - All Sensors Outside Fixture
<b>WH</b> - White <b>BLK</b> - Black <b>GRY</b> - Grey <b>CU</b> - Custom*  Note: For custom finishes please specify RAL number	<b>AC</b> - Aircraft Cable (10' std) <b>TR</b> - Threaded Rod 1/4-20 Length_____	<b>DIMOFF</b> - 0-10V Dimming down to 1% Optional <b>DALI</b> - Digital Addressable Lighting Interface <b>LUTRON</b> - Lutron Ecosystem <b>SR</b> - Philips SR <b>ELDO</b> - Dim to 0.11% ELDO (347 only 1-10 5%)	<b>N</b> - None Optional <b>SNS</b> - Philips SNS 300 w/BLD & Daylight <b>CLM</b> - Encelium CLM <b>LG</b> - LG Dongle <b>BT</b> - Bluetooth Mesh <b>EN</b> - Enlighted Integral

Accessories	Wiring	Power Feed	Wire Color
<b>N</b> - None Optional <b>10kV</b> - 10kV Surge Protection <b>EM</b> - Emergency Battery (5 or 6 Wire) <b>+GTD</b> - Generator Transfer Device*  Note: EM - Emergency Battery minimum length is 4'	<b>5 WIRE</b> - 5 Wire Optional <b>6 WIRE</b> - 6 Wire - Emergency Battery Option (black color only)	<b>SMB</b> - Suspended Mount Bracket <b>SE</b> - Suspended End - Feed Through End Cap	<b>CL</b> - Clear Optional <b>B</b> - Black <b>W</b> - White

Wire Length	Canopy Finish
<b>Length</b> _____ 6' Standard	<b>WH</b> - White <b>BLK</b> - Black <b>CU</b> - Custom*  Note: Please contact factory for custom finishes

## Dimensions

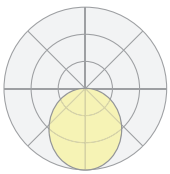


W: 3.18"  
H: 4.0" w/o  
bracket



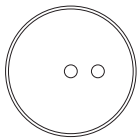
2': 24.2", 3': 36.2", 4': 48.2", 5': 60.2", 6': 72.2", 7': 84.2", 8': 96.2"  
Actual Length = NOMINAL +.2"

## Distribution/Lens



Lambertian  
Frosted Flat Lens

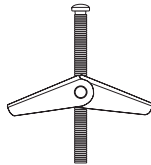
## Mounting Options



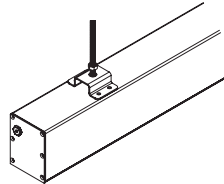
Ø 4.5"  
Power Feed



Ø 2"  
Non Power Feed

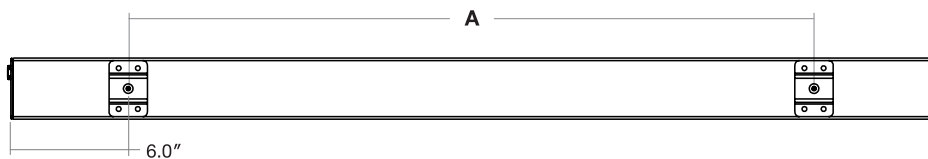


Aircraft Cable Canopy / Drywall Anchor



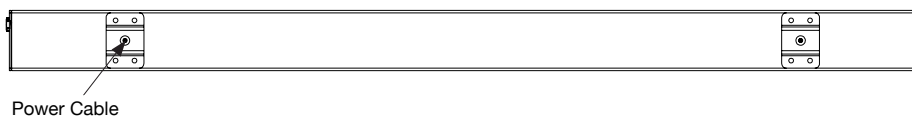
Threaded Rod 1/4-20  
3' Standard

### Mounting Locations - Aircraft Cable




Model	Mounting Lengths - A
DTL 2	11.75"
DTL 3	23.75"
DTL 4	35.75"
DTL 5	47.75"
DTL 6	59.75"
DTL 7	71.75"
DTL 8	83.75"

### Power Feed - Options



Power Feed - Top Through Bracket



Power Feed - Side Through End Cap

## Finish Options

### Standard Finishes



**Signal White**  
RAL 9003

**Telegrey 2**  
RAL 7046

**Signal Black**  
RAL 9004

### Custom Finishes



**Traffic White**  
RAL 9016

**Papyrus White**  
RAL 9018

**Graphic Grey**  
RAL 7024

**Jet Black**  
RAL 9005

**Graphic Black**  
RAL 9011

**Azure Blue**  
RAL 5009

**Gentian Blue**  
RAL 5010

**Sky Blue**  
RAL 5015



**Pastel Orange**  
RAL 2003

**Pure Orange**  
RAL 2004

**Lemon Yellow**  
RAL 1012

**Zinc Yellow**  
RAL 1018

**Coral Red**  
RAL 3016

**Rose**  
RAL 3017

**Traffic Red**  
RAL 3020

**Salmon Pink**  
RAL 3022



**Olive Green**  
RAL 6003

**Grass Green**  
RAL 6010

**Claret Violet**  
RAL 4004

**Traffic Purple**  
RAL 4006

**Pearl Blackberry**  
RAL 4012

**Beige**  
RAL 1001

**Nut Brown**  
RAL 8011

**Sepia Brown**  
RAL 8014

Please contact factory for additional and custom Finishes

### Canopy Finishes



**Signal White**  
RAL 9003

**Telegrey 2**  
RAL 7046

**Signal Black**  
RAL 9004