

Date	Fixture	Project	Quantity
------	---------	---------	----------

Arius LB

Surface Mount Low Bay

Features

- Low profile surface mount lighting
- Side spill and down light options
- Commercial, industrial, and outdoor applications
- Dry and damp rated
- Designed and Manufactured in North America
- 5 Year Warranty



Specifications

Construction

Welded Aluminum Extrusion
Powder Coated Finish

Dimensions

13.3"W x 13.3"L x 4"H

LED

Samsung LM281B Plus Pro, 3-Step MacAdam Binning
180,000+ Life Hours (L70)

Efficacy

Side Spill: Up to 99 Lm/W
Down Light: 100 Lm/W

Watts

40W - 60W

Color Temperature

3000K - 5000K

CRI

80 or 90

Voltage

120/277V or 347/480V

Controls

0-10V Dimming down to 1%

Operating Temperature

-20°C to +35°C | -4°F to +95°F
-40°C to +35°C | -40°F to +95°F (available)

Lens

Clear Polycarbonate

Mounting

Surface Mount
Stem

Accessories

Occupancy Sensor (on/off)
Bi-Level Dimming (100%/10%)
10kV Surge Protection
Photo Control

Wiring

Black or White Flexible Cord

Finishes

White - RAL 9003
Black - RAL 9004

Certifications

DLC
cULus

Not all products are qualified on the DLC QPL. To view our DLC qualified products, please consult the DLC qualified products list at www.designlights.org/qpl.



Ordering Guide

Sample Configuration: Arius LB - 40 - 80 - 4K - U - CL - SS - WH - SU - WFC - N

ARIUS LB					CL				
Model	Watts	CRI	Color Temp	Voltage	Lens	Distribution	Finish	Mounting	Wiring
Accessories									

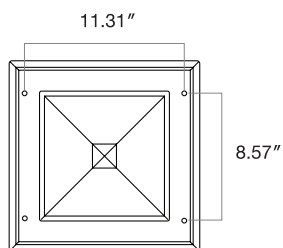
Model	Watts	CRI	Color Temp	Voltage	Lens	Distribution	Finish	Mounting
ARIUS LB	40 60	80 90	3K - 3000K 35K - 3500K 4K - 4000K 5K - 5000K	U - 120/277V H - 347/480V	CL - Clear	SS - Side Spill DL - Down Light	WH - White BLK - Black	SU - Surface Mount ST - Stem

Wiring	Accessories			
BFC - Black Flexible Cord WFC - White Flexible Cord	N - None <i>Optional</i> OCC - Occupancy Sensor (on/off) EM - Emergency Battery BLD - Bi-Level Dimming (100%/10%) 10kV - 10kV Surge Protection			

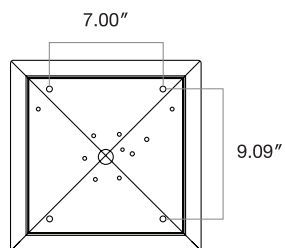
Dimensions



W: 13.13"
H: 4.0"
L: 13.13"

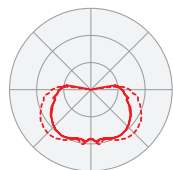


Distribution Side

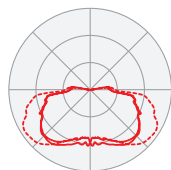


Mounting Side

Distribution



Arius LB 40
Side Spill



Arius LB 60
Side Spill

Output Performance

Model	Distribution	Watts	Lm/W	Delivered Lumens
Arius LB 40	Side Spill	40	99.2	3967
Arius LB 60	Side Spill	57	99.2	5256
Arius LB 40	Down Light	40	110	4400
Arius LB 40	Down Light	57	110	6270